

SCOTTISH ACCOMMODATION OCCUPANCY SURVEY REPORT:

October 2024/2023 Report - HOSTEL

1.0 Introduction October 2024/2023

Welcome to the VisitScotland Scottish Accommodation Occupancy Survey Report covering October 2024 and benchmarking against October 2023. The report reviews Accommodation performance throughout Scotland, highlighting trends across various industry sectors and categories. This report offers a snapshot of accommodation performance based on participating providers. Comments and feedback should be directed to Hugh Sheridan (E-mail: hugh.sheridan@gcu.ac.uk).

2.0 Executive Summary October 2024

The SOAS Report: October 2024/2023 Hostel report showed an increase in the Hostel sector in Scotland when compared to the same period in 2023. Hostel Bedspace Occupancy rates for October 2024 showed a percentage point decrease of 2.17 compared to October 2023.

Based on the latest Inflation Figures from the Office of National Statistics, UK CPI (inflation) in the 12 months to October 2024 is 2.3%, up from 1.7% in September. The CPI 12-month rate (%) for October 2024 for recreational and cultural services, specifically Museums, libraries and zoological gardens (as a proxy for the attraction sector) is 3.0% down from 3.8% in September. Inflation rates for restaurants and cafes were 4.3% up from 4.1% in September.

Data from the Scottish Retail Consortium showed that total sales in Scotland decreased by 0.7% in October, however, compared to the 2.9% increase in October 2023 this was disappointing growth in total sales.

Domestic consumer sentiment provided by the GB National Tourist Boards for October 2024 found that 18% of respondents said they had "...been hit hard - no option but to cut back on spending" (a 1% decrease on the September 2024 survey). The survey recorded 45% of respondents (a 2% decrease on the September 2024 Survey) saying they were "...cautious - things are ok but I feel I have to be very careful".

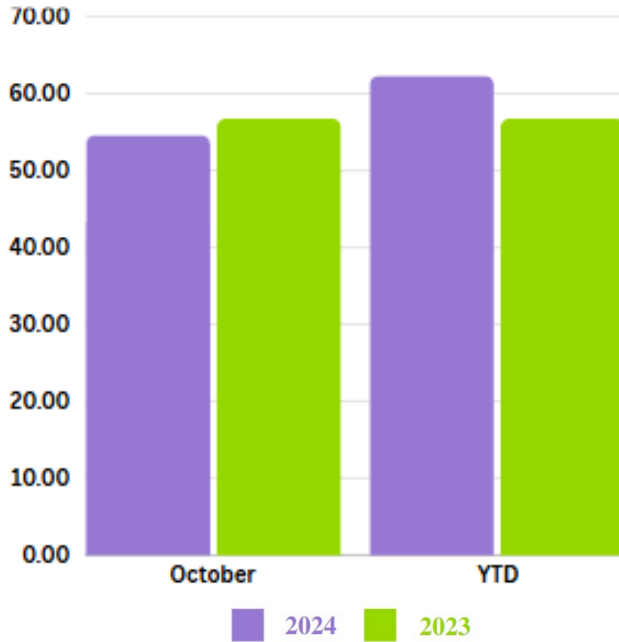
Despite consumer concern about the state of the economy, 25% of UK adults intended to take a domestic overnight trip in the two months of 2024 and 78% in the following 12 months. These figures were comparable with those who planned an overnight trip in the previous 12 months (78%). However, the three key barriers to taking an overnight UK trip in the next six months are the rising cost of living, UK weather, and personal finances. The figures as mentioned earlier have been consistent across previously published GB National Tourist Surveys (VisitBritain 2024), this continues to show the importance attached to holiday expenditure even in a challenging economic environment.

Eurocontrol (European Air Traffic Agency) indicated in October 2024 that UK air connectivity saw a 3% increase when compared to the same period in 2023, also, UK air connectivity saw a 3% decrease in year-to-date flights compared to 2019. Globally, the International Air Transport Association (IATA) reported that for October 2024 global air passenger demand, measured by revenue per kilometer, was up 7.1% compared to October 2023. International demand rose 9.5% over the same period with domestic demand increasing 3.5%. Asia-Pacific region was the biggest global air passenger growth driver in October 2024 at 12.7% when compared to Europe.

3.0 Hostel Accommodation

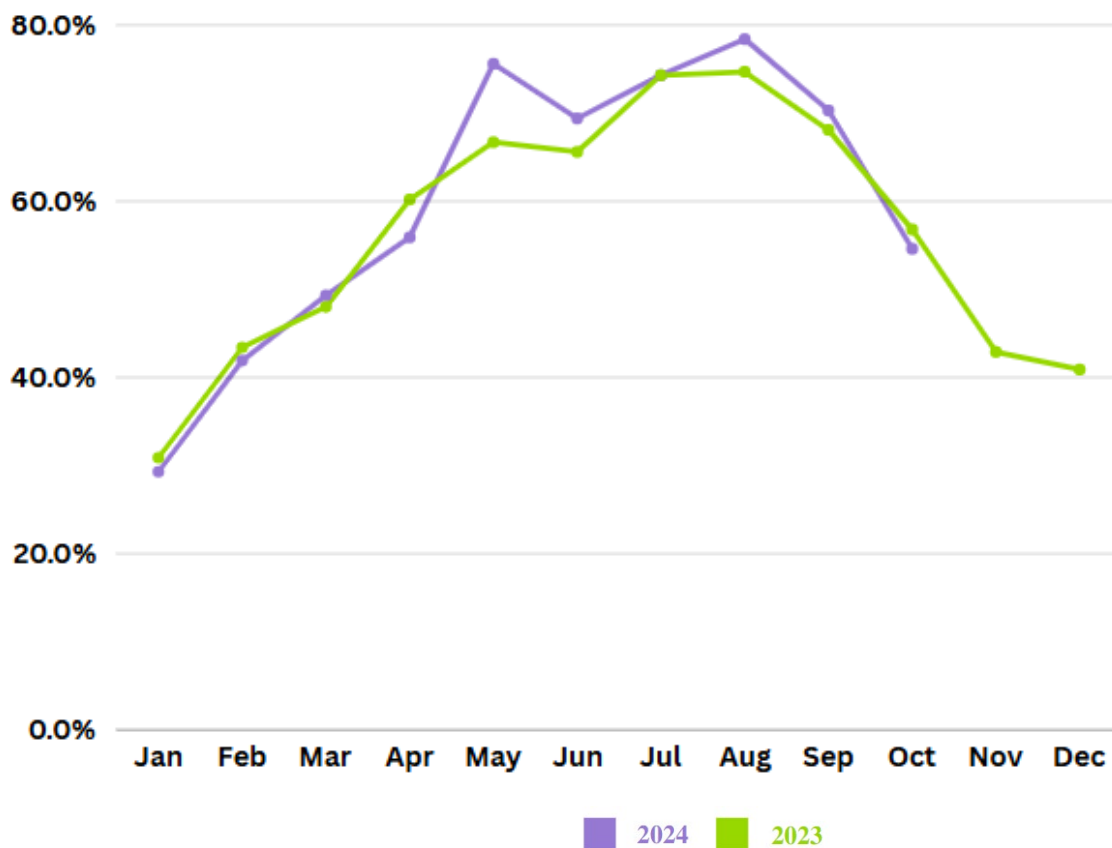
3.1 Performance by Hostel Category

Bed Space Occupancy – October 2024/2023



Hostel occupancy for October 2024 was **54.61%** when compared to data from the previous year of **56.78%**; this shows an overall percentage point decrease of **2.17**.

Bed Space Occupancy – Year-to-Date



Bed Space Occupancy Scotland – October 2024/2023

Hostels	Oct 24	Oct 23	24/23 Diff ¹	Change ²	YTD 24	YTD 23	24/23 Diff	Change
Bed Space Occupancy	54.61%	56.78%	-2.17	98	62.33%	61.65%	0.68	101

Bed Occupancy by Type – October 2024/2023

Type	Oct 24	Oct 23	24/23 Diff	Change	YTD 24	YTD 23	24/23 Diff	Change
SYHA	54.24%	56.50%	-2.26	98	63.94%	61.59%	2.35	102
Independent	55.51%	57.51%	-2.00	98	58.27%	62.20%	-3.93	96

- Sample Size = Nil * Sample Size (between 1 and 4) too small to be included

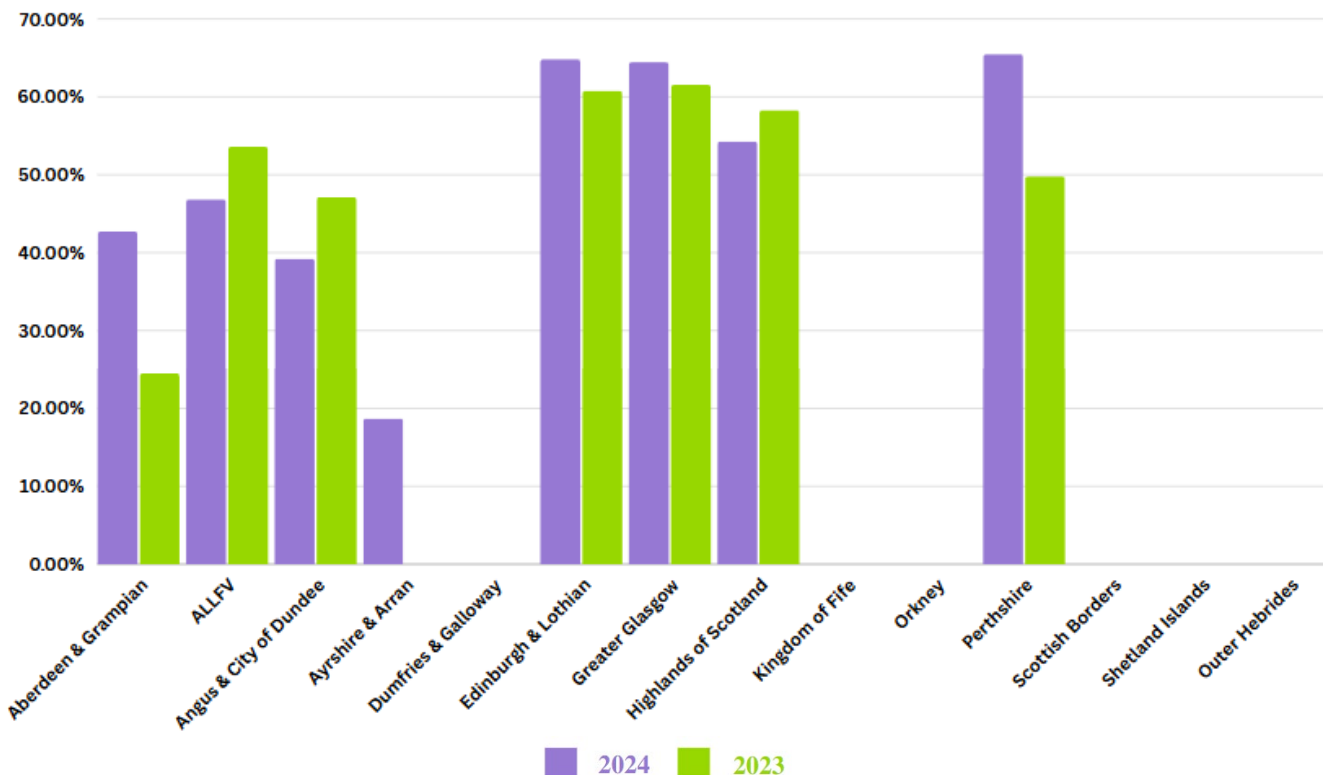
Bed Occupancy by Grading – October 2024/2023

Grading	Oct 24	Oct 23	24/23 Diff	Change	YTD 24	YTD 23	24/23 Diff	Change
1 Star	*	*	*	*	48.32%	52.76%	-4.44	96
2 Stars	-	*	*	*	57.89%	54.14%	3.75	104
3 Stars	54.96%	56.16%	-1.20	99	66.99%	62.65%	4.34	104
4 Stars	51.16%	56.81%	-5.65	94	65.25%	63.53%	1.72	102
5 Stars	*	*	*	*	58.82%	57.64%	1.18	101
Unclassified	-	*	*	*	0.00%	0.00%	0.00	100

- Sample Size = Nil * Sample Size (between 1 and 4) too small to be included

Bed Occupancy by Former VisitScotland Area

Bed Space Occupancy by Former VisitScotland Area – October 2024/2023



¹ 24/23 Diff throughout this report is expressed by % Point Change

² Change is Expressed by % Index Value; e.g. if the value has a Change increase of 15%, the index is 115; if it has fallen 5%, the index is 95. No change is expressed by 100 Index value.

